



**District Report Card: 2017**


|                        |                          |
|------------------------|--------------------------|
| <b>State:</b> Nagaland | <b>District:</b> Phek    |
| <b>Class:</b> 3        | <b>Subject:</b> Language |
| <b>Schools:</b> 51     | <b>Students:</b> 424     |


**Participation/Coverage**


**Students**

| <b>GENDER</b><br> | Boys   |       | Girls  |       |
|--|--------|-------|--------|-------|
|  | Number | %     | Number | %     |
|  | 223    | 52.59 | 201    | 47.41 |

| <b>AREA</b><br> | Rural  |        | Urban  |      |
|---|--------|--------|--------|------|
|   | Number | %      | Number | %    |
|   | 424    | 100.00 | 0      | 0.00 |

| <b>CATEGORY</b><br> | SC     |      | ST     |       | OBC    |      | GEN    |      |
|--|--------|------|--------|-------|--------|------|--------|------|
|  | Number | %    | Number | %     | Number | %    | Number | %    |
|  | 1      | 0.24 | 420    | 99.06 | 3      | 0.71 | 0      | 0.00 |

| <b>CWSN</b><br> | LD | VI | HI | S&LD | ID | Oth |
|--|----|----|----|------|----|-----|
|  | 0  | 0  | 0  | 0    | 0  | 0   |

| <b>Management</b><br> | Government |        | Government-aided |      |
|--|------------|--------|------------------|------|
|  | Number     | %      | Number           | %    |
|  | 424        | 100.00 | 0                | 0.00 |

**Average Performance of Students in Language (%)**

| Overall | Gender |        | Area  |       | Management |       | Social Group |       |       |      |
|---------|--------|--------|-------|-------|------------|-------|--------------|-------|-------|------|
|         | Male   | Female | Rural | Urban | Govt.      | Aided | SC           | ST    | OBC   | GEN  |
| 78.51   | 78.86  | 78.11  | 78.51 | 0.00  | 78.51      | 0.00  | 86.67        | 78.49 | 77.78 | 0.00 |

## Performance on Learning Outcomes (LOs)

| Learning Outcomes | Description   | Average Performance(%) |
|-------------------|---|------------------------|
| L304              | Reads small texts with comprehension i.e., identifies main ideas, details, sequence and draws conclusions | 81.11                  |
| L312              | Reads printed scripts on the classroom walls: poems, posters, charts etc.                                 | 73.30                  |

| Range of Performance of Students who Answered Correctly |      |           |      |           |       |           |       |
|---|------|-----------|------|-----------|-------|-----------|-------|
| Below 30%   |      | 30% - 50% |      | 50% - 75% |       | Above 75% |       |
| Number  | %    | Number    | %    | Number    | %     | Number    | %     |
| 5   | 1.18 | 18        | 4.25 | 161       | 37.97 | 240       | 56.60 |

### Lowest Performing Learning Outcomes (LOs)

1 - Reads printed scripts on the classroom walls: poems, posters, charts etc. (73.30)

2 - Reads small texts with comprehension i.e., identifies main ideas, details, sequence and draws conclusions (81.11)